



Pacific Granite

13720 Grove Dr., Suite 3

Maple Grove, MN 55311

Tel: (763) 315-8686 Fax: (763) 315-8886

Email: maplegrove@pacificgranitemn.com

Internet : www.pacificgranitemn.com

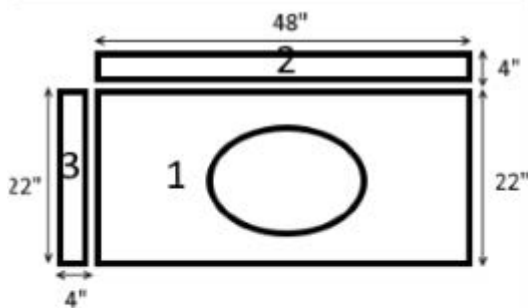
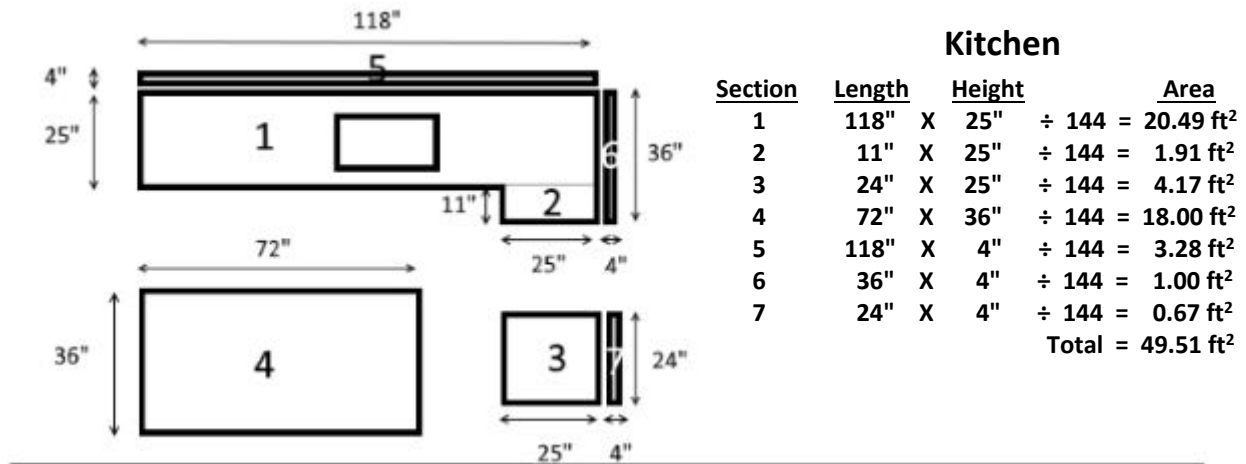
Countertop Estimating Guide

Step 1: Measure the length and depth of each countertop segment in inches.

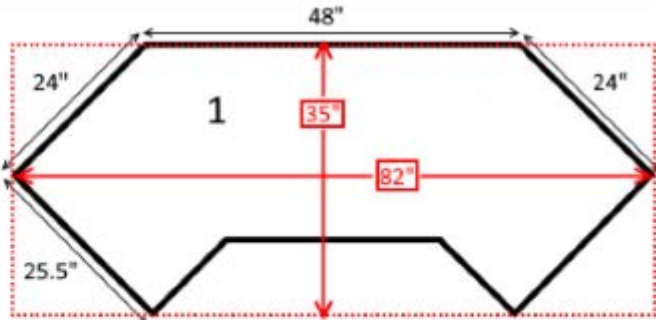
Step 2: To determine the area of each segment in square feet, you can multiply the length and depth in inches, then divide by 144.

Step 3: Add up the calculated square feet for each segment to determine the amount of countertop material needed for your project.

****** When estimating angled pieces, please calculate a rectangle that would cover the shape of that piece. For reference, see examples below:



Section	Length	Height	Area
1	48"	22"	$\div 144 = 7.3 \text{ ft}^2$
2	48"	4"	$\div 144 = 1.3 \text{ ft}^2$
3	4"	22"	$\div 144 = 0.6 \text{ ft}^2$
Total			9.3 ft²



Section	Length	Height	Area
1	82"	35"	$\div 144 = 19.9 \text{ ft}^2$
Total			19.9 ft²